



5-10-2023

Api Smsclouds V3.0

Integration



Max4Systems

TECNOLOGIA Y SOLUCIONES APLICADAS S.A. DE C.V.

Table of Contents

Technical Assistance.....	3
Api Smsclouds V3	3
Create Token	3
User Credentials.....	7
Errors.....	8
SMS Service	9
Send Messages “MT”	9
Java.....	13
C#.....	14
PHP (Curl)	15
Errors.....	17
API “ID route” and “ID Country”	18
Errors.....	19
Receive Responses “MO” (Option 1)	20
Errors.....	22
Receive Responses “MO” Push HTTP (Option 2)	23
Configure URL (WSS) in the account	23
Send Responses (MO) by GET method.....	24
Messages: ID and Status “DLR”	25
Errors.....	27
Special Services	28
Send Email.....	28
Java.....	30
C#.....	31
PHP (Curl)	32
Errors.....	34
Send Blaster (RoboCall).....	35
Java.....	37
C#.....	38
PHP (Curl)	39
Errors.....	41
Blaster (RoboCall) Status.....	42
Errors.....	44

Blaster (RoboCall) Cancel Campaigns.....	45
Errors.....	46
Keyword: automatic response by WSS	47
Configure URL (WSS) in the account	47
Automatic response by GET method	48
HLR API	49
Errors.....	50
SMPP Connections:	51
Send Messages “MT” SMPP (Short Messages Per to Per)	51
Receive Responses “MO” SMPP (Short Messages Per to Per).....	52
Configure URL (WSS) in the account	52
Send Responses (MO) by GET method.....	53
SMS Service (SMS CLIC).....	54
Send Messages “MT”	54
Errors.....	59
Glossary.....	60

Technical Assistance

Nivel 0 Integraciones	
Responsable:	<i>Desarrollador asignado</i>
Teléfono:	<i>+52 1 449 915 7710 +52 1 449 916 5309 LADA Sin Costo 01 800 700 6294 Ext. 119 y 126</i>
email:	<i>soporte.sistemas@masmensajes.com.mx</i>
Whatsapp:	<i>+52 1 449 223 9963</i>
Tiempo máximo de respuesta:	<i>Inmediata</i>
Horario:	<i>9:00 am a 6:00 pm Lunes a Viernes</i>

Api Smsclouds V3

Check your user, send messages, GET your responses and status easily with json, using your Personal Access Token.

To get your Personal Token just login into your account, in your settings, enter to Api and shit create a token, copy and paste it and use it.

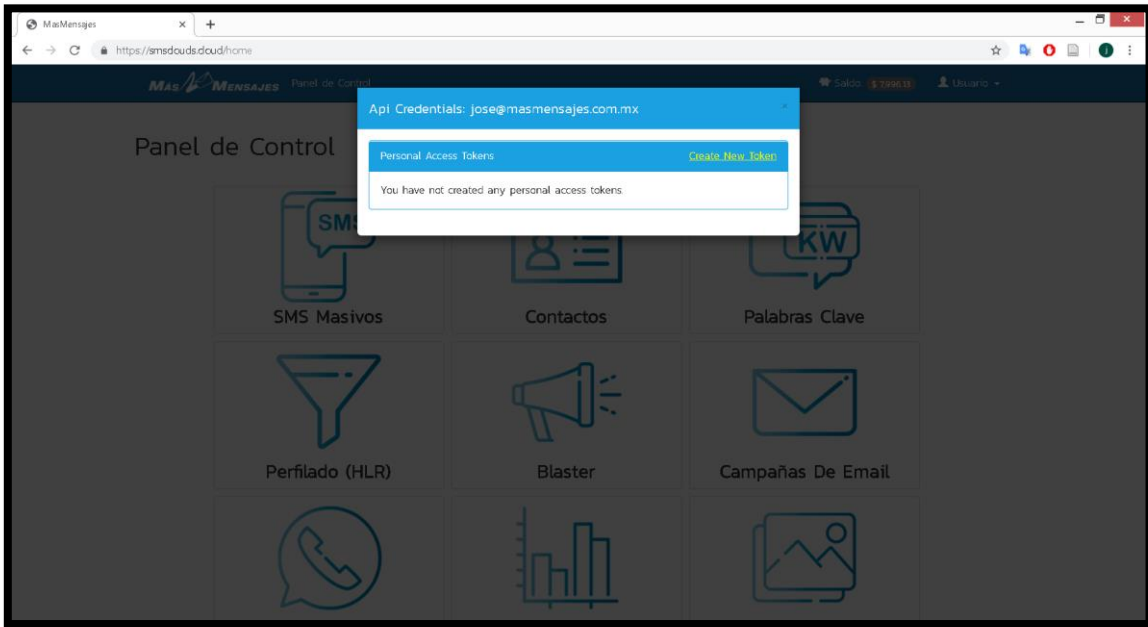
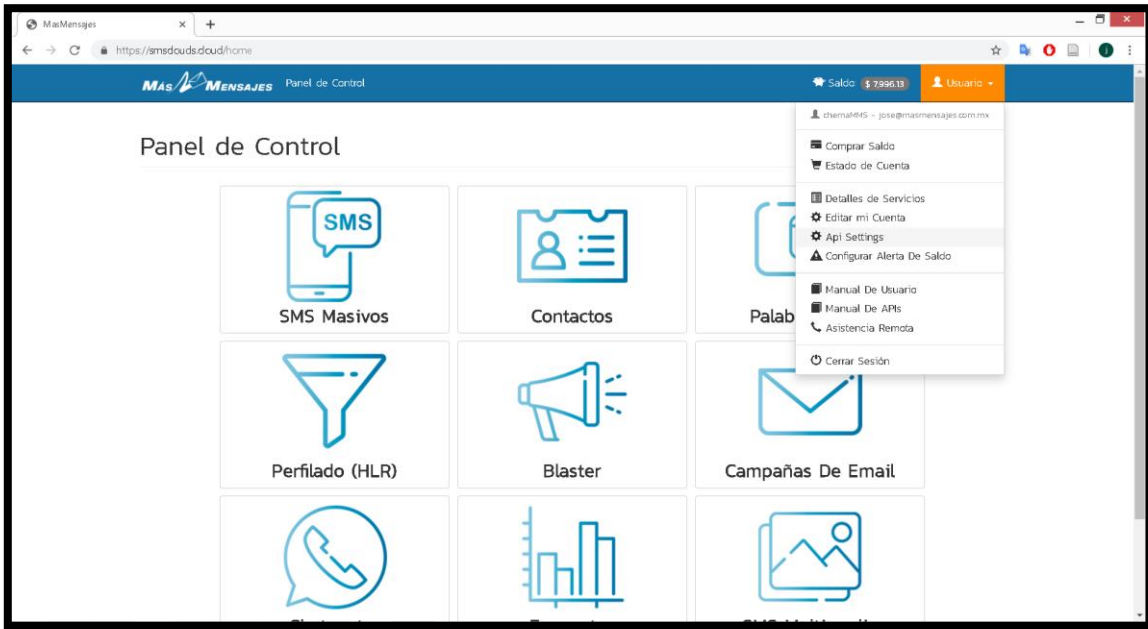
Create Token

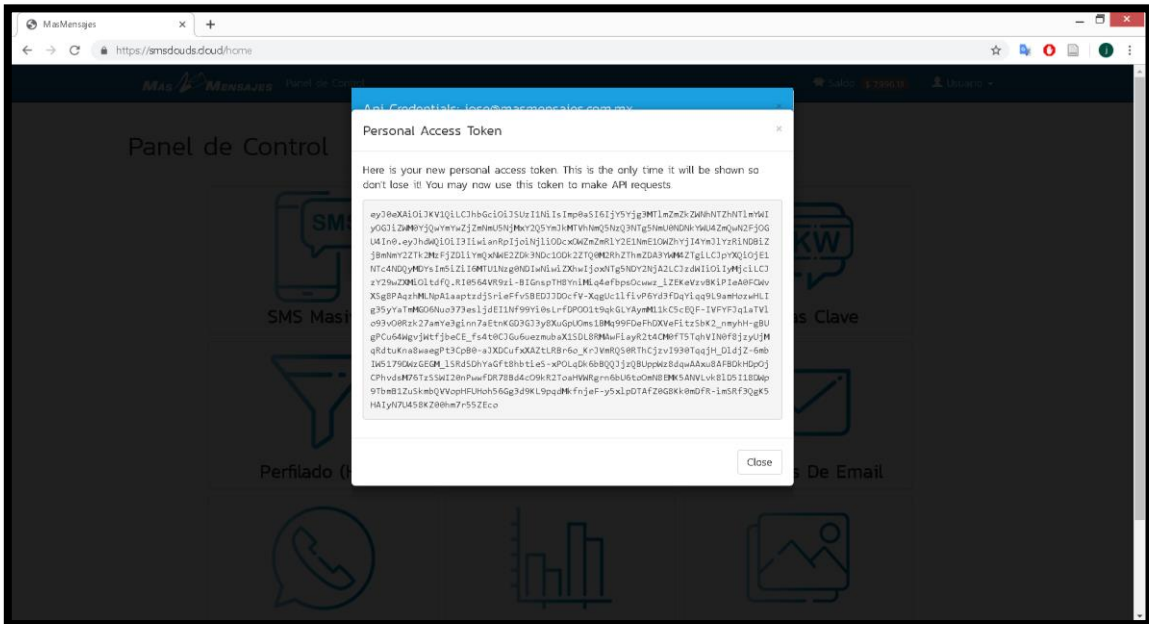
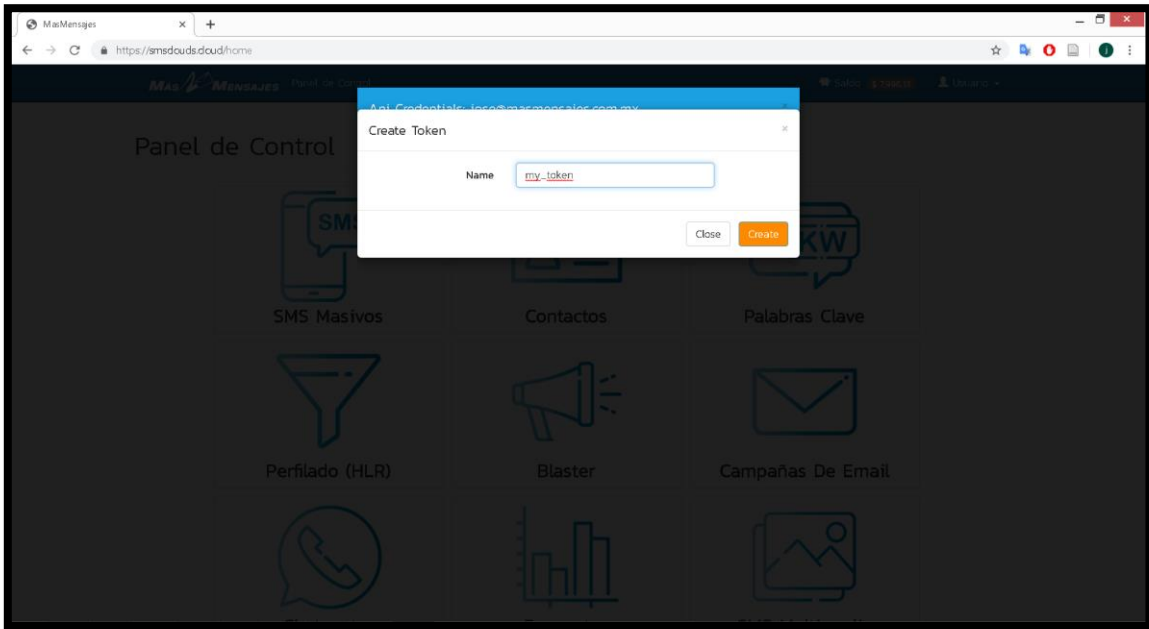
This option gives you the possibility to create a "token" to integrate your own development into our system.

NOTES

*** The integration to our system is subject to the policies of this company.

*** The integration policies are NOT negotiable or modifiable.






Panel de Control Saldo: \$468,062.11

Panel de Control


Api Credentials: jose@masmensajes.com.mx

Personal Access Tokens Create New Token


Name	Fecha Creación	Fecha Expiración	
mytoken	2021-07-09 11:39:08	2022-07-09 11:39:08	Delete




SMS Masivos




Contactos




Palabras Clave




Perfilado (HLR)




Blaster




Campañas De Email



Chatcenter



Encuestas



SMS Multimedia

User Credentials

You can easily get your user by simply executing the url <https://smsclouds.cloud/api/v1/user> and the header:

- **Authorization:** Bearer <Personal AccessToken>
- **Accept:** application/json
- **HTTP Request:**
GET api/v1/user
HEAD api/v1/user

The examples described on this manual could be different with respect to language, versions, programming, libraries, programming logic, etc. Technical Support only validates the correct functionality of WSS / API / GET / POST. THE LOGIC OF PROGRAMMING FOR THE IMPLEMENTATION DEPENDS ENTIRELY OF END USER.

Json Example:

The screenshot shows a REST client interface for a GET request to `https://smsclouds.cloud/api/v1/user`. The Headers tab is active, showing three headers: Authorization (Bearer eyJ0eXAiOiJKV1QiLCJhbGciOiJIUzI1NiIsImtpOaSiBjcyZWlxODVh...), Content-Type (application/json), and Accept (application/json). The Body tab is also active, showing a JSON response in Pretty format. The response status is 200 OK, with a time of 259 ms and a size of 712 B.

```
1  {
2    "data": {
3      "information": "User Found",
4      "user": "jose@msmensajes.com.mx",
5      "name": "Jose Nario",
6      "surname": "Medina",
7      "credit": 468062.11,
8      "API_settings": [
9        {
10         "name": "barrar",
11         "creation": "2021-07-09 10:00:26",
12         "expires": "2022-07-09 10:00:26"
13       }
14     ]
15   }
16 }
```

Errors

The API uses the following error codes:

Error Code	Meaning
400	Bad Request -- Your request is not correct
401	Unauthorized -- Your API key is wrong
404	Not Found -- The specified route could not be found
422	Unprocessable Entity -- You send something wrong
500	Internal Server Error -- We had a problem with our server. Try again later.

The responses error will come with some JSON:

JSON	Meaning
<code>{"error":{"information":"Information about the error","status_code":422}}</code>	Unprocessable Entity -- You probably send and incorrect parameter
<code>{"error":{"information":"Information about the error","status_code":400}}</code>	Bad Request -- You probably forgot to add the json to your request

SMS Service

Send Messages “MT”

Add a new Message simply by executing the url <https://smsclouds.cloud/api/v3/campaign>, headers:

- **Authorization:** Bearer <Personal AccessToken>
- **Content-Type:** application/json
- **Accept:** application/json

And the json with the next format:

- **text:** Your message. You can use <+B+> <+C+> <+D+> <+E+> <+F+> to use the value of “recipients”.
- **recipients:** An array containing all the numbers and combinations.
- **cellphone:** cellphones into array.
- **name** and **field1-4:** This is not required. The combination with the arrays of your combination, the special fields are “**name**”, “**field1**”, “**field2**”, “**field3**”, “**field4**”. This special fields are designed for combine extra information. If you use combinations, be sure that the length of cellphones array, names and your fields are the same.
- **encode:** If you want to send your messages with accents and some other characters set it to true (default = false). Allows you to add special characters of a maximum of 70 characters. Check the permitted characters at [**https://smsclouds.cloud/documentation/web**](https://smsclouds.cloud/documentation/web)
- **encode_2:** allows you to add special characters of a maximum of 128 characters.
- **encode_3:** allows you to add special characters of a maximum of 192 characters.
- **long_message:** Extend “Message” Between: 1 – 306 Characters (2 messages)
- **route:** Id route available.
check first your routes available in <https://smsclouds.cloud/serviceDetails>
- **country:** The country Id you want to send your message.
check first your countries available in <https://smsclouds.cloud/serviceDetails>
- **campaign_name:** name of campaign to send.
- **scheduled_date:** You can schedule your campaign at a future date.

##Message-Combination

message	combination
<+B+>	name
<+C+>	field1
<+D+>	field2
<+E+>	field3
<+F+>	field4

*** NOTE:

How to know “ID route” and “ID country”?

<https://smsclouds.cloud/serviceDetails>

Panel de Control

Saldo: \$169,062.11

Usuario

Detalles De Servicio SMS Masivos (Rutas)

<input type="checkbox"/>	Nombre	País	ID country	Precio/SMS	Descripción	ID route
<input type="checkbox"/>	Premium 2 Masiva	Mexico	1	1	74342	87
<input type="checkbox"/>	Premium II	Mexico	1	0.1	Mask-COPPEL	170
<input type="checkbox"/>	Premium 1 Masiva	Mexico	1	0.3	74342	85
<input type="checkbox"/>	Premium 3 Masiva	Mexico	1	1	74342	153
<input type="checkbox"/>	Premium 9 Masiva	Mexico	1	0.23	Mask-MASMENSAJES	129
<input type="checkbox"/>	Premium 15 Masiva	Mexico	1	0.2	Mask-AQUAA	178
<input type="checkbox"/>	Premium 16 Masiva	Mexico	1	0.2	Mask-QQMinforma	179
<input type="checkbox"/>	Mixta 1 Masiva	Mexico	1	1	74342, Long Code	77

Seleccionados/as: 0

- Jose Mario - jose@masmensajes.com.mx
- Comprar Saldo
- Transacciones
- Historial de Movimientos
- Detalles de Servicios
- Editar mi Cuenta
- Api Settings
- Configurar Alerta De Saldo
- Manual De Usuario
- Manual De APIs
- Asistencia Remota
- Asistencia Técnica Chat
- Califica la asistencia técnica
- Cerrar Sesión

If you want to send URL / LINK on SMS body, ask to add it on our “White list”.

soporte@masmensajes.com.mx

Json Example:

POST ▼ https://smsclouds.cloud/api/v3/campaign

Params Authorization **Headers (11)** Body ● Pre-request Script Tests Settings

Headers 8 hidden

KEY	VALUE
<input checked="" type="checkbox"/> Content-Type	application/json
<input checked="" type="checkbox"/> Authorization	Bearer eyJ0eXAiOiJKV1QiLCJhbGciOiJSUzI1NiIsImp0aSI6ImNmMGRINDhiYzQ4NjkyZTY3ZC...
<input checked="" type="checkbox"/> Accept	application/json
Key	Value

POST ▼ https://smsclouds.cloud/api/v3/campaign

Params Authorization Headers (11) **Body ●** Pre-request Script Tests Settings

none form-data x-www-form-urlencoded raw binary GraphQL **JSON** ▼

```
1 {
2   "text": "hi mi name y jose",
3   "recipients": [
4     {"cellphone": "4498987282"},
5     {"cellphone": "4498987283"},
6     {"cellphone": "4498987283"}
7   ],
8   "campaign_name": "my campaign",
9   "route": 87,
10  "country": 1,
11  "encode": false,
12  "long_message": false
13 }
```

Body Cookies Headers (14) Test Results

Pretty Raw Preview Visualize JSON ▼ ≡

```
1 {
2   "message": "Completado Correctamente",
3   "campaign": 11060007,
4   "campaign_name": "my campaign",
5   "route": "Premium 2 Masiva",
6   "country": "Mexico",
7   "scheduled_date": null,
8   "recipients_count": 3,
9   "encode": false,
10  "long_message": false,
11  "balance": 468071.11,
12  "token_expires": "2021-11-11 17:49:53"
13 }
```

HTTP Request:

POST /api/v3/campaign

Parameters:

Parameter	Type	Status	Description
text	string	required	Between: 1 – 160 characters
recipients	array	required	
cellphone	integer	required	50,000 records maximum or 10 minutes (timeout) per petition. Optimal: 30,000 records maximum per petition.
name and field1-4	string	optional	
encode	boolean	optional	Default=false
encode_2	boolean	optional	Default=false
encode_3	boolean	optional	Default=false
long_message	boolean	optional	Default=false Extend “Message” Between: 1 – 306 Characters (2 messages)
route	integer	required	El campo route es obligatorio cuando country no esta presente
country	integer	required	El campo country es obligatorio cuando route no esta presente
campaign_name	string	optional	
scheduled_date	date	optional	YYYY-MM-DD HH:mm:ss

The examples described on this manual could be different with respect to language, versions, programming, libraries, programming logic, etc. Technical Support only validates the correct functionality of WSS / API / GET / POST. THE LOGIC OF PROGRAMMING FOR THE IMPLEMENTATION DEPENDS ENTIRELY OF END USER.

Java

Example request:

```
OkHttpClient client = new OkHttpClient().newBuilder()
    .build();

MediaType mediaType = MediaType.parse("application/json");

RequestBody body = RequestBody.create(mediaType, "{\"text\": \"hi mi name y
jose\", \"recipients\": [{\"cellphone\": \"4498987282\"}, {\"cellphone\": \"4498987283\"}, {\"cellphone\": \"4498987283\"
}], \"campaign_name\": \"my campaign\", \"route\": 87, \"country\": 1, \"encode\": false, \"long_message\": false}");

Request request = new Request.Builder()
    .url("https://smsclouds.cloud/api/v3/campaign")
    .method("POST", body)
    .addHeader("Authorization", "Bearer
eyJ0eXAiOiJKV1QiLCJhbGciOiJSUzI1NiIsImtpOaSI6IjcyZWxODVhM2EzZGJmNTJmZjA0ZTEyM2EzNTQxYz
A3MzcXyThZjc0OTkyZGUxYTVkMmUwZWxMmJhYjBjMDQ5M2FiOGlyYTBiYjNIZTlxIn0.eyJhdWQiOiIiIiwia
nRpljoiOiJlYjE4NWZlYmY1MmZmMDRlMTIzYTM1NDJlMDFjMDczNzFhOGFmNzQ5OTJkZTFhNWQyZTBiY
jE5YmFiMGwNDkzYWI4YjJhMGJiM2VIOTEiLCJpYXQiOiE2MjU0NDI4MjYsIm5iZiI6MTYyNTg0MjgyNiZl
w6fz1aMF4x77jMvkYU1m3bWlU8mEd_Tpv9mk4i-jGOG9CgEFiW34u6EhFEKbaZ7-
YuXJjbi3POMKZ041tE2jUeS8Cw19QIwJmXZ4haBQsLlqz595jVjuHopCEz937rQB18ynoFJLij4tx5129fZd634LiU
IPhZnkHnIza1InkPvSdaRphHOoQIRThLa0xXz6xATQG7vcbl1kk4Tjre47VHaPOZXx7A7Y8fdUQwEyWOAPKU
_dxZuLBTYA38uQmAoKNxgD3ephDiDhs4viq_j6mbNWN1Z0CrcP7FJTkyIPx5m7cO8uitvd2dwaEwcqGVUqR6
n_OtvHuDG7jTgDIRZQsA6wumcJuulLEM2uBHZTop-
49ZZVkSeGgHW4_qEsyYz7RovMldsLrTuxSf6cDTRdTDZvtNeZeO7LQeXRI4FyauJkbnWf_k4jLH-
SSSS5i8OF8SkMqifqz0iz_9xXf86QvF1fM2ZHlkkR_b3BPm_KKcB99UABnLA6udn89CmadGSCCAWRnxa2
Sr21aMzU86-7V7udF3XnlQSOv8K2gmUTEEdggyY")
    .addHeader("Content-Type", "application/json")
    .addHeader("Accept", "application/json")
    .build();

Response response = client.newCall(request).execute();
```

Example response:

```
{
  "message": "Completado Correctamente",
  "campaign": 8528238,
  "campaign_name": " my first campaign",
  "route": "Premium 2 Masiva",
  "country": "Mexico",
  "scheduled_date": null,
  "recipients_count": 3,
  "encode": false,
  "long_message": false,
  "balance": 470539.043
}
```

C#

Example request:

```
var client = new RestClient("https://smsclouds.cloud/api/v3/campaign");

client.Timeout = -1;

var request = new RestRequest(Method.POST);

request.AddHeader("Authorization", "Bearer
eyJ0eXAiOiJKV1QiLCJhbGciOiJSUzI1NiIsImR0b3R5IjoiOiJmMmZmMDRlMTIzYTM1NDJmMDczNzFhOGFmNzQ5OTJkZTFhNWQyZTBiYjE5YmFiMGMwNDkzYWY1YjJhMGJiM2VIOTEiLCJpYXQiOiJl6MTYyNTg0MjgyNiIwIiwiaWF0Ijoi15MzU4ODI2LjZkdWliOilyMjciLCJzY29wZXMiOiJ0dGQDLKTxUMNPL3NUelYOWP7Hccnv54Z183oEVH
mNXTXVkj9IOEhnc73y6mlCDRitma_Qj0KxvRXUgTvROMqeJDDcBt55oSf2pmu4c6C_26lLm_mbZxrhlDxwfmN
w6fz1aMF4x77JmVkyU1m3bWlUU8mEd_Tpv9mk4i-jGOG9CgEFfWl34u6EhFEKbaZ7-
YuXJbi3POMKZ041tE2jUeS8Cw19QlWjMxZ4haBQsLlqz595jVjuHopCEz937rQB18ynoFJLij4tx5129fZd634LiU
IPhZnkHnlZa1IInkPvSdaRphHOoQIRThLa0xXz6xATQG7vcbl1kk4Tjre47VHaPOZXx7A7Y8fdUQWeyWOAPKU
_dxZuLBTYA38uQmAoKNxgD3ephDiDhs4viq_j6mbNWN1Z0CrcP7FJTkyIPx5m7c08uitvd2dwaEwcqGVUqR6
n_OtvHuDG7jTgDIRZQsA6wumcJuulLEM2uBHzTop-
49ZZVkSeGgHW4_qEszYz7RovMldsLrTuxSf6cDTRdTDZvtNeZeO7LQeXRI4FyauJkbmWf_k4jLH-
SSSS5i8OF8SkMqifqz0iz_9xXf86QvF1fM2ZHkkR_b3BPsM_KKcB99UABnLA6udn89CmadGSCCAWRnxa2
Sr21aMzU86-7V7udF3XnlQSOv8K2gmUTEEdggfY");

request.AddHeader("Content-Type", "application/json");

request.AddHeader("Accept", "application/json");

var body = @"{""text"":""hi mi name y
jose"", ""recipients"":[{""cellphone"":""4498987282""},{""cellphone"":""4498987283""},{""cellphone"":""449898728
3""}], ""campaign_name"":""my campaign"", ""route"":87, ""country"":1, ""encode"":false, ""long_message"":false}";

request.AddParameter("application/json", body, ParameterType.RequestBody);

IRestResponse response = client.Execute(request);

Console.WriteLine(response.Content);
```

Example response:

```
{
  "message": "Completado Correctamente",
  "campaign": 8528238,
  "campaign_name": " my first campaign",
  "route": "Premium 2 Masiva",
  "country": "Mexico",
  "scheduled_date": null,
  "recipients_count": 3,
  "encode": false,
  "long_message": false,
  "balance": 470539.043
}
```


Example response:

```
{  
  "message": "Completado Correctamente",  
  "campaign": 8528238,  
  "campaign_name": " my first campaign",  
  "route": "Premium 2 Masiva",  
  "country": "Mexico",  
  "scheduled_date": null,  
  "recipients_count": 3,  
  "encode": false,  
  "long_message": false,  
  "balance": 470539.043  
}
```

Errors

The API uses the following error codes:

Error Code	Meaning
400	Bad Request -- Your request is not correct
401	Unauthorized -- Your API key is wrong
404	Not Found -- The specified route could not be found
422	Unprocessable Entity -- You send something wrong
500	Internal Server Error -- We had a problem with our server. Try again later.

The responses error will come with some JSON:

JSON	Meaning
<code>{"error":{"information":"Information about the error","status_code":422}}</code>	Unprocessable Entity -- You probably send and incorrect parameter
<code>{"error":{"information":"Information about the error","status_code":400}}</code>	Bad Request -- You probably forgot to add the json to your request

API “ID route” and “ID Country”

Check “ID route” or “ID Country” available in your account (API) with the url <https://smsclouds.cloud/api/v3/user/countries>

<https://smsclouds.cloud/api/v3/user/routes>

with the headers:

- **Authorization:** Bearer <Personal AccessToken>
- **Content-Type:** application/json
- **Accept:** application/json

GET Example:

<https://smsclouds.cloud/api/v3/user/countries>

<https://smsclouds.cloud/api/v3/user/routes>

HTTP Request:

GET /api/v3/user/countries

GET /api/v3/user/routes

Example Response:

https://smsclouds.cloud/api/v3/user/routes	https://smsclouds.cloud/api/v3/user/countries
<pre>[{ "route": 77, "name": "Mixta 1 Masiva", "country": "Mexico", "price": 0.012, "description": "74342, Long Code" }, { "route": 79, "name": "Mixta 2 Masiva", "country": "Mexico", "price": 0.012, "description": "98766, Long Code" }]</pre>	<pre>[{ "country": 1, "name": "Mexico" }, { "country": 2, "name": "USA" }]</pre>

Errors

The API uses the following error codes:

Error Code	Meaning
400	Bad Request -- Your request is not correct
401	Unauthorized -- Your API key is wrong
404	Not Found -- The specified route could not be found
422	Unprocessable Entity -- You send something wrong
500	Internal Server Error -- We had a problem with our server. Try again later.

The responses error will come with some JSON:

JSON	Meaning
<code>{"error":{"information":"Information about the error","status_code":422}}</code>	Unprocessable Entity -- You probably send and incorrect parameter
<code>{"error":{"information":"Information about the error","status_code":400}}</code>	Bad Request -- You probably forgot to add the json to your request

Receive Responses “MO” (Option 1)

Check the responses you had from your messages, simply by executing the url oks, the url is <https://smsclouds.cloud/api/v3/responses> with the headers:

- **Authorization:** Bearer <Personal AccessToken>
- **Content-Type:** application/json
- **Accept:** application/json

And the JSON with one of the next parameters:

- **type:** How do you plan to check the response, by date, from ids or by cellphone

Here are the available types (**Choose only one**):

1 = By Date

2 = By ids messages

3 = By Cellphone

4 = By ids campaign

- **from:** Start date to search (**type=1**)
- **to:** End date to search if not specified will search until actual date (**type=1**)

The format that we use for dates is year-month-day hour:minute:second = YYYY-MM-DD HH:mm:ss

- **messages:** The ids of the message (**type=2**)
- **cellphone:** The cellphone to search (**type=3**)
- **campaigns:** The id of the campaign (**type=4**)

HTTP Request:

POST api/v3/response

Parameters:

Parameter	Type	Status	Description
Type	integer	required	1 or 2 or 3 or 4
from	date	optional	type=1
to	date	optional	type=1
message	integer	optional	type=2
cellphone	integer	optional	type=3
campaigns	integer	optional	type=4

The examples described on this manual could be different with respect to language, versions, programming, libraries, programming logic, etc. Technical Support only validates the correct functionality of WSS / API / GET / POST. THE LOGIC OF PROGRAMMING FOR THE IMPLEMENTATION DEPENDS ENTIRELY OF END USER.

Json Example:

KEY	VALUE
<input checked="" type="checkbox"/> Authorization	Bearer eyJ0eXAiOiJKV1QiLCJhbGciOiJSUzI1NiIsImtpOaSI6ImNmMGRINDhiYzQ4NjkyZTY3Z3...
<input checked="" type="checkbox"/> Accept	application/json
Key	Value

```
1- {"type": "4",
2-   "campaigns": ["8528381"]
3- }
4- }
```

```
1 {
2   "message": "Completado Correctamente",
3   "type": "4",
4   "from": "2020-05-01 00:00:00",
5   "to": "2020-05-25 13:25:22",
6   "results": [
7     {
8       "received_id": 977929,
9       "campaign_id": 8528381,
10      "campaign_name": " my first campaign",
11      "message_id": 46608336,
12      "message": "hi mi name is Alex",
13      "response": "Hi this is a mo",
14      "sent_at": "2020-05-25 13:22:49",
15      "received_at": "2020-05-25 13:23:11"
16    }
17  ]
18 }
```

Errors

The API uses the following error codes:

Error Code	Meaning
400	Bad Request -- Your request is not correct
401	Unauthorized -- Your API key is wrong
404	Not Found -- The specified route could not be found
422	Unprocessable Entity -- You send something wrong
500	Internal Server Error -- We had a problem with our server. Try again later.

The responses error will come with some JSON:

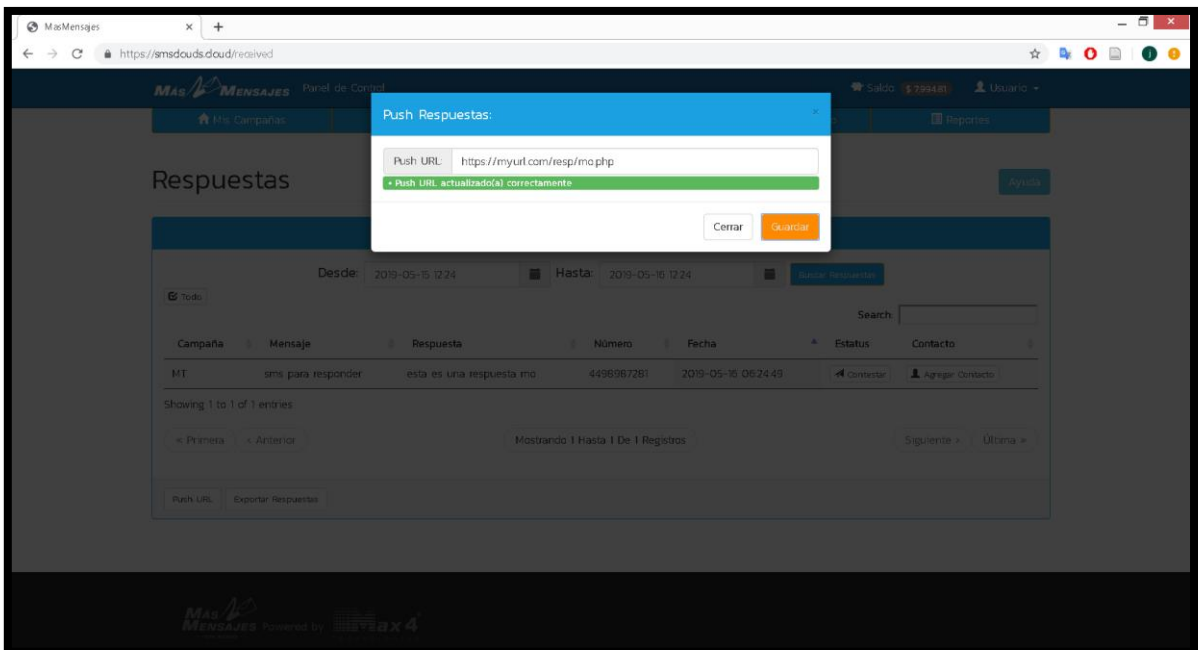
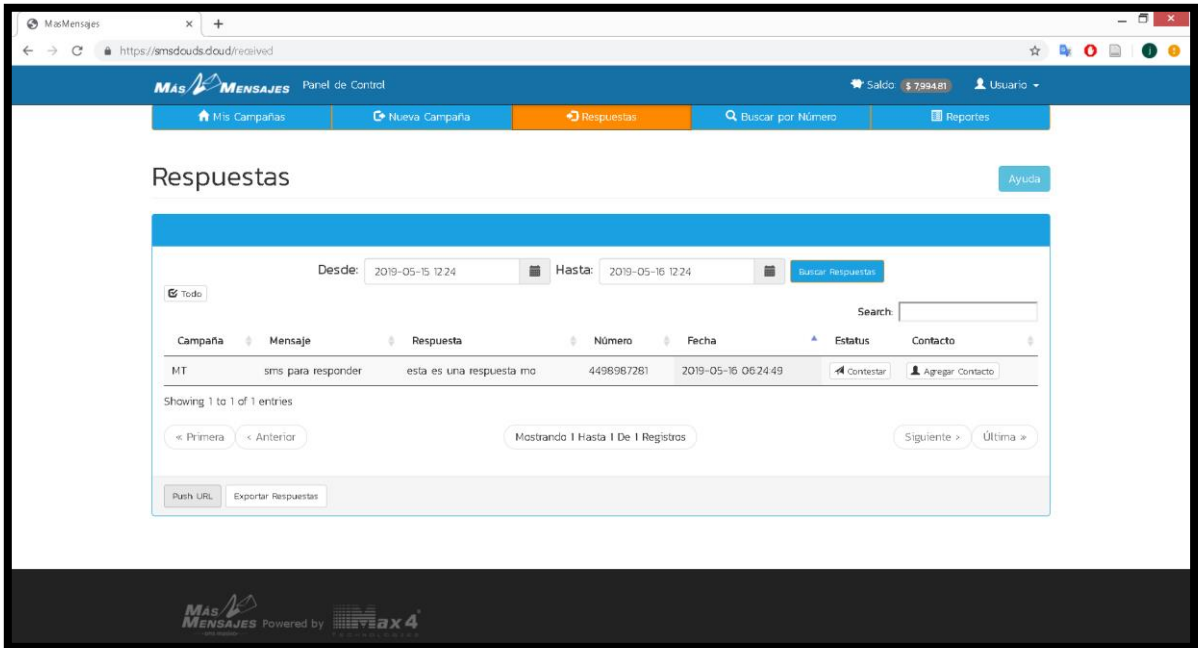
JSON	Meaning
<code>{"error":{"information":"Information about the error","status_code":422}}</code>	Unprocessable Entity -- You probably send and incorrect parameter
<code>{"error":{"information":"Information about the error","status_code":400}}</code>	Bad Request -- You probably forgot to add the json to your request

Receive Responses “MO” Push HTTP (Option 2)

Automatically send responses to a client's WSS.

Your account will automatically send responses to client API. The client will receive the parameters in his API.

Configure URL (WSS) in the account



Send Responses (MO) by GET method

- **response:** This is a response text
- **rellphone:** 4499157710
- **message_id:** 158562
- **date:** YYYY-MM-DD HH:mm:ss

HTTP Request:

GET

Parameters to send

Parameter	Type	Status	Description
response	array	required	Between: 1 – 160 characters
cellphone	integer	required	
message_id	integer	required	
date	date	required	YYYY-MM-DD HH:mm:ss

*** The response of the client-server should be a simple "print" with the text:

“ok”

*** NOTE:

Ask soporte.sistemas@masmensajes.com.mx to add your IP or domain to whitelist in our firewall.

Messages: ID and Status “DLR”

Check the status of you campaigns or specific messages, simply by executing the url https://smsclouds.cloud/api/v3/campaign/ID_Campaign/messages with the headers:

- **Authorization:** Bearer <Personal AccesToken>
- **Content-Type:** application/json
- **Accept:** application/json

And the GET with the next parameters:

- https://smsclouds.cloud/api/v3/campaign/ID_Campaign/messages

GET Example:

<https://smsclouds.cloud/api/v3/campaign/5425631/messages>

HTTP Request:

GET /api/v3/campaign/ID_Campaign/messages

“Status of campaigns”:

Status	Description	Information
inserting	Campaign inserting on DB	You Can NOT get any information yet
inserted	Campaign inserted on DB	You Can get IDs of each messages
canceled	Campaign canceled	You Can get IDs and status of each messages
paused	Campaign paused	You Can get IDs and status of each messages
updating	Campaign updating on grid	You Can get IDs and status of each messages
unknown	Campaign unknown	You Can NOT get any information

“Percentage of campaigns”:

Percentage	Description	Information
0 %	Campaign Queued	You Can get IDs and status of each messages
1 – 99 %	Campaign In Progress	You Can get IDs and status of each messages
100 %	Campaign Complete	You Can get IDs and status of each messages

“Status of message”:

Status	Description
in progress	Message In Progress
sent	Message Sent to cellphone company
failed	Message Fail
paused	Message Paused
retried	Message Retried
cancelled	Message Cancelled

Json Example:

GET <https://smsclouds.cloud/api/v3/campaign/8528381/messages>

Params Authorization Headers (8) Body Pre-request Script Tests Settings

Headers 6 hidden

KEY	VALUE
<input checked="" type="checkbox"/> Authorization	Bearer eyJ0eXAiOiJKV1QiLCJhbGciOiJSUzI1NiIsImNpIjoiYmNnMGRiNDhiYzQ4NjkyZTY3ZC...
<input checked="" type="checkbox"/> Accept	application/json
Key	Value

GET <https://smsclouds.cloud/api/v3/campaign/8528381/messages>

Pretty Raw Preview Visualize JSON

```
1 {
2   "message": "Completado Correctamente",
3   "campaign": 8528381,
4   "name": " my first campaign",
5   "campaign_status": "inserted",
6   "scheduled_date": "2020-05-25 13:22:38",
7   "recipients_count": 3,
8   "percentage": 100,
9   "balance": 470533.043,
10  "data": [
11    {
12      "id": 46608336,
13      "cellphone": "4498987281",
14      "status": "sent",
15      "sent_date": "2020-05-25 13:22:49",
16      "text": "hi mi name is Alex"
17    },
18    {
19      "id": 46608337,
20      "cellphone": "4498987282",
21      "status": "sent",
22      "sent_date": "2020-05-25 13:22:49",
23      "text": "hi mi name is Alex"
24    },
25    {
26      "id": 46608338,
27      "cellphone": "4498987283",
28      "status": "sent",
29      "sent_date": "2020-05-25 13:22:49",
30      "text": "hi mi name is Alex"
31    }
32  ]
33 }
```

Errors

The API uses the following error codes:

Error Code	Meaning
400	Bad Request -- Your request is not correct
401	Unauthorized -- Your API key is wrong
404	Not Found -- The specified route could not be found
422	Unprocessable Entity -- You send something wrong
500	Internal Server Error -- We had a problem with our server. Try again later.

The responses error will come with some JSON:

JSON	Meaning
<code>{"error":{"information":"Information about the error","status_code":422}}</code>	Unprocessable Entity -- You probably send and incorrect parameter
<code>{"error":{"information":"Information about the error","status_code":400}}</code>	Bad Request -- You probably forgot to add the json to your request

Special Services

Send Email

Send email campaigns simply by executing the url <https://smsclouds.cloud/api/v1/email> with the headers:

- **Authorization:** Bearer <Personal AccessToken>
- **Content-Type:** application/json
- **Accept:** application/json

And the json with the next format:

- **body:** text to be content for the email campaign.
- **Sender:** Custom mail sender
- **subject:** the subject for the campaign.
- **recipients:** the list of recipients that will receive the email.
- **recipients.*.email:** each recipient has a required email property.
- **recipients.*.name:** each recipient could have an optional name property, useful for combine body message.
- **recipients.*.field1:** each recipient could have an optional field1 property, useful for combine body message. <+B+>
- **recipients.*.field2:** each recipient could have an optional field2 property, useful for combine body message. <+C+>
- **recipients.*.field3:** each recipient could have an optional field3 property, useful for combine body message. <+D+>
- **recipients.*.field4:** each recipient could have an optional field4 property, useful for combine body message. <+E+>
- **attachment:** optional, the ID of the multimedia file to send as an attachment. It finds in <https://smsclouds.cloud/multimedia>
- **scheduledDate:** optional, date to start sending campaign.
- **Template:** Templates available for the type of mail.
 - 1 **Basic:** Just text in the simple form.
 - 2 **Basic Format:** Text whit a little format in black, white, griy, moderate letter size...etc
 - 3 **Only image:** one image in the mail boddy.
 - 4 **Image and text:** Text and one image whit a little format. It finds in <https://smsclouds.cloud/multimedia>
- **Header:** Add a title in the mail body.
- **Image:** the URL of the multimedia file to send as an image in the mail body.

To use this endpoint you must have active the email service, you can view your active services once logged in on: ** <https://smsclouds.cloud/myroutes> **

HTTP Request:

POST api/v1/email

Parameters:

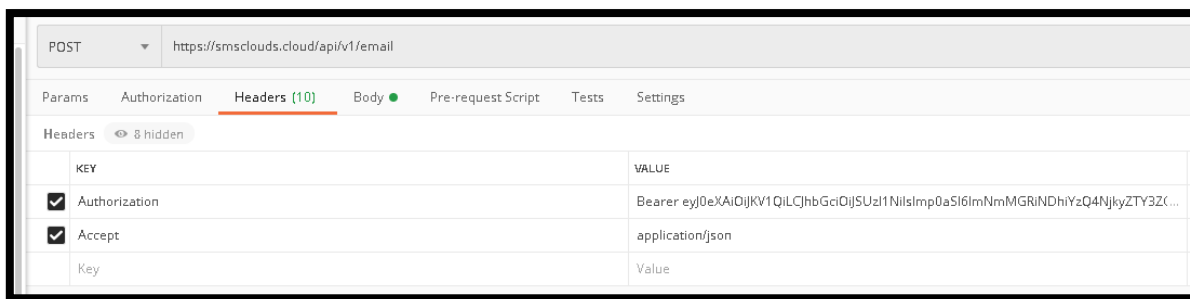
Parameter	Type	Status	Description
body	string	required	
subject	string	required	
recipients	array	required	mail
attachment	integer	optional	ID file
scheduledDate	date	optional	
template	integer	optional	1, 2, 3, 4 (default 2)
header	string	optional	
image	string	optional	URL file
sender	string	optional	

Parameters according to template:

template = 1	template = 2	template = 3	template = 4
body	body	subject	body
subject	subject	recipients	subject
recipients	recipients	image	recipients
Attachment (optional)	Attachment (optional)	Attachment (optional)	Attachment (optional)
scheduledDate (optional)	scheduledDate (optional)	scheduledDate (optional)	Attachment (optional)
header (optional)	header (optional)		scheduledDate (optional)
sender (optional)	sender (optional)	sender (optional)	header (optional)
			sender (optional)

The examples described on this manual could be different with respect to language, versions, programming, libraries, programming logic, etc. Technical Support only validates the correct functionality of WSS / API / GET / POST. THE LOGIC OF PROGRAMMING FOR THE IMPLEMENTATION DEPENDS ENTIRELY OF END USER.

Json Example:




```

3pCflfQ2NquYH2VSZT5fo1GZYGfajod7tx_siY8Z5H-
7sDwhZ6IR111RBI7U3YfCLX5piVXM7NiqBeKIRy5S0pFAFur7TOakRFTT-
4Twjge1HNgZsYDL_nRe8ZZsB6HGJ3akW5Lc7myAUXpFBGlnPXbY16bctOQ4OLGacEs
Utzl5AS_nbsMFxLCPflneeNZsBjb0R4PAPTnQxrIsvDVZfNrQe_CBwC_kzlx8KYZCQCwxC
aonT016J-cgAsllMiVe5rpxTDwjtoG-
GNuV7J_JlxKXGCxNapiBSPSUqkaptES9SXBLNtj0J730KZLSLujT5LUbDC17dtjNNQr6D
VhaDu8VRB7LaeNNhfwTRj17HaP-TJqdO_N9HmXq9kQWb8c")

.addHeader("Accept", "application/json")

.addHeader("Content-Type", "application/json")

.build();

Response response = client.newCall(request).execute();

```

Example response:

```

{
  "message": "New Email Campaign created successfully",
  "email_campaign_id": 28648
}

```

C#

Example request:

```

var client = new RestClient("https://smsclouds.cloud/api/v1/email");
client.Timeout = -1;
var request = new RestRequest(Method.POST);

request.AddHeader("Authorization", "Bearer
eyJ0eXAiOiJKV1QiLCJhbGciOiJSUzI1NiIsImNpIjoiYXNjaXNpY2VzZGJi
ZTVvNjJiInNWUxNzI1M2ZiN2ZmMGExY2RlNmYwMzMyNGRmYWl5ZWZhMjkw
MWEzYmFjYjdmOTVIYTlhODI2In0.eyJhdWQiOiI3IiwianRpIjoiY2YwZGI0
OGJjNDg2OTJINjJkYmJINW
M2MmI1ZTE3MjUzZmI3ZmYwYTFjZGU2ZjAzMzI0ZGZhYjllYWEyOTAx
YTNiYWNiN2Y5N
WVhOWE4MjYiLCJpYXQiOiJlOTA0MjU3MDIsIm5iZiI6MTU5MDQyNTcw
MiwiaXNjaXNjaXNjaXNjaXNjaXNjaXNjaXNjaXNjaXNjaXNjaXNjaXNj
lxOTYxNzAyLCJzZdWliOiIyMjYyZmZmZmZmZmZmZmZmZmZmZmZmZmZm
ZmZmZmZmZmZmZmZmZmZmZmZmZmZmZmZmZmZmZmZmZmZmZmZmZmZmZmZm
GH_yjrlJ5fnywgHG89tT0YhntWLFZXOvugwtlM2b4qh4tW1udeatcTgqoR7g1zcSPW13rC8
R4HTTPP-CeKMTvfd6Xwn3GSDbl3_XTTRqmqqaaAQZO-
7MxXmt4632qZxeHG4nDu5OCMKHtZd91Qi-
Qz3T8amddp9vJliSifgW0CEs6mB1WuJmNrLFPoNI8RPZLRgEcMTepWYLlozd9KcKQF1
VAM9IUJEmTRTfdp9RbF0UMCLOW08kV9odNga9_H2tNjRUpV-HZwjRFph9B-
3pCflfQ2NquYH2VSZT5fo1GZYGfajod7tx_siY8Z5H-
7sDwhZ6IR111RBI7U3YfCLX5piVXM7NiqBeKIRy5S0pFAFur7TOakRFTT-
4Twjge1HNgZsYDL_nRe8ZZsB6HGJ3akW5Lc7myAUXpFBGlnPXbY16bctOQ4OLGacEs
Utzl5AS_nbsMFxLCPflneeNZsBjb0R4PAPTnQxrIsvDVZfNrQe_CBwC_kzlx8KYZCQCwxC
aonT016J-cgAsllMiVe5rpxTDwjtoG-

```

```

GNuV7J_JlxKXGCxNapiBSPSUqkaptES9SXBlnTj0J730KZLSLujT5LUbDC17dtjNNQr6D
VhaDu8VRB7LaeNNhfwTRj17HaP-TJqdO_N9HmXq9kQWb8c");

request.AddHeader("Accept", "application/json");

request.AddHeader("Content-Type", "application/json");

request.AddParameter("application/json", "{ \"body\": \"Hola mi nombre es <+B+> y tengo un id <+C+>,\", \r\n\"subject\": \"importante\", \r\n\"recipients\": [ { \"email\": \"jose@max4technologies.com\", \"name\": \"Jack\", \"field1\": \"52452245\" } ]\r\n}\r\n", ParameterType.RequestBody);

IRestResponse response = client.Execute(request);

Console.WriteLine(response.Content);

```

Example response:

```

{
  "message": "New Email Campaign created successfully",
  "email_campaign_id": 28648
}

```

PHP (Curl)

Example request:

```

<?php
$curl = curl_init();
curl_setopt_array($curl, array(
  CURLOPT_URL => "https://smsclouds.cloud/api/v1/email",
  CURLOPT_RETURNTRANSFER => true,
  CURLOPT_ENCODING => "",
  CURLOPT_MAXREDIRS => 10,
  CURLOPT_TIMEOUT => 0,
  CURLOPT_FOLLOWLOCATION => true,
  CURLOPT_HTTP_VERSION => CURL_HTTP_VERSION_1_1,
  CURLOPT_CUSTOMREQUEST => "POST",
  CURLOPT_POSTFIELDS => "{ \"body\": \"Hola mi nombre es <+B+> y tengo un id <+C+>,\", \r\n\"subject\": \"importante\", \r\n\"recipients\": [ { \"email\": \"jose@max4technologies.com\", \"name\": \"Jack\", \"field1\": \"52452245\" } ]\r\n}\r\n",
  CURLOPT_HTTPHEADER => array(

```

```

"Authorization: Bearer
eyJ0eXAiOiJKV1QiLCJhbGciOiJSUzI1NiIsImNpIjoiY2YwZGI0OGJNDG2OTJINjYmJINW
ZTVjNjJiNWUxNzI1M2ZiN2ZmMGEExY2RINmYwMzMyNGRmYWI5ZWVhMjkwMWEzYmFj
YjdmOTVIYTIhODI2In0.eyJhdWQiOiI3IiwianRpIjoIY2YwZGI0OGJNDG2OTJINjYmJINW
M2Mml1ZTE3MjUzZmI3ZmYwYTFjZGU2ZjAzMzI0ZGZhYjllYWEyOTAxYTNiYWNiN2Y5N
WVhOWE4MjYiLCJpYXQiOiE1OTA0MjU3MDIsIm5iZiI6MTU5MDQyNTcwMiwiaXNjaXNj
lxOTYxNzAyLCJzdWliOiIyMjYyZmYwZGI0OGJNDG2OTJINjYmJINWUxNzI1M2ZiN2Zm
GH_yjrlJ5fnYwgHG89tT0YhntWLFZXOvugwtlM2b4qh4tW1udeatcTgqoR7g1zcSPW13rC8
R4HTTP-CeKMTvfd6Xwn3GSDbl3_XTTRqmqqAQZO-
7MxXmt4632qZxeHG4nDu5OCMKHtZd91Qi-
Qz3T8amddp9vJlI5ifgW0CEs6mB1WuJmNrLFPoNI8RPZLRgEcMTepWYLlozd9KcKQF1
VAM9IUJEmTRTfdp9RbF0UMCLOW08kV9odNga9_H2tNjRUpV-HZwjRFph9B-
3pCiflQ2NquYH2VSZT5fo1GZYGfajod7tx_siY8Z5H-
7sDwhZ6IR111RBI7U3YfCLX5piVXM7NiqBeKIRy5S0pFAFur7TOakRFTT-
4Twjge1HNgzYsYDL_nRe8ZZsB6HGJ3akW5Lc7myAUXpFBGlnPXbY16bctOQ4OLGacEs
Utl5AS_nbsMFxLCPflneeNZsBjb0R4PAPTnQxrlsvDVZfNrQe_CBwC_kzlx8KYZCQCwxC
aonT016J-cgAsllMiVe5rpxTDwjtoG-
GNuV7J_JlxKXGCxNapiBSPSUqkaptES9SXBLNtj0J730KZLSLujT5LUbDC17dtjNNQr6D
VhaDu8VRB7LaeNNhfwTRj17HaP-TJqdO_N9HmXq9kQWb8c",

"Accept: application/json",

"Content-Type: application/json"

),

));

$response = curl_exec($curl);

curl_close($curl);

echo $response;

```

Example response:

```

{
  "message": "New Email Campaign created successfully",
  "email_campaign_id": 28648
}

```

Errors

The API uses the following error codes:

Error Code	Meaning
400	Bad Request -- Your request is not correct
401	Unauthorized -- Your API key is wrong
404	Not Found -- The specified route could not be found
422	Unprocessable Entity -- You send something wrong
500	Internal Server Error -- We had a problem with our server. Try again later.

The responses error will come with some JSON:

JSON	Meaning
<code>{"error":{"information":"Information about the error","status_code":422}}</code>	Unprocessable Entity -- You probably send and incorrect parameter
<code>{"error":{"information":"Information about the error","status_code":400}}</code>	Bad Request -- You probably forgot to add the json to your request

Send Blaster (RoboCall)

Send voice campaigns simply by executing the url <https://smsclouds.cloud/api/v3/voice> with the headers:

- **Authorization:** Bearer <Personal AccessToken>
- **Content-Type:** application/json
- **Accept:** application/json

And the json with the next format:

- **type:** saved audios = 1; text to speech = 2.
- **audio:** the id of the audio to send as a voice message, required if type = 1.
- **text:** text to be converted to audio for the voice message, required if type = 2.
- **campaign_name:** the name for the campaign.
- **recipients:** the list of recipients that will receive the voice message.
- **recipients.*.cellphone:** each recipient has a required cellphone property.
- **recipients.*.name:** each recipient could have an optional name property, only useful for combine text to speech message.
- **recipients.*.field1:** each recipient could have an optional field1 property, only useful for combine text to speech message.
- **recipients.*.field2:** each recipient could have an optional field2 property, only useful for combine text to speech message.
- **recipients.*.field3:** each recipient could have an optional field3 property, only useful for combine text to speech message.
- **recipients.*.field4:** each recipient could have an optional field4 property, only useful for combine text to speech message.
- **remittent:** optional, number to be displayed when receiving the voice message.
- **scheduledDate:** optional, date to start sending campaign.
- **transfer_num:** optional, cellphone to redirect call if user press an specific key.
- **transfer_key:** required if transfer_num is present, key to press to redirect to transfer_num.

To use this option you must have active the blaster service, you can view your active services once logged in on: **** <https://smsclouds.cloud/serviceDetails> ****

HTTP Request:

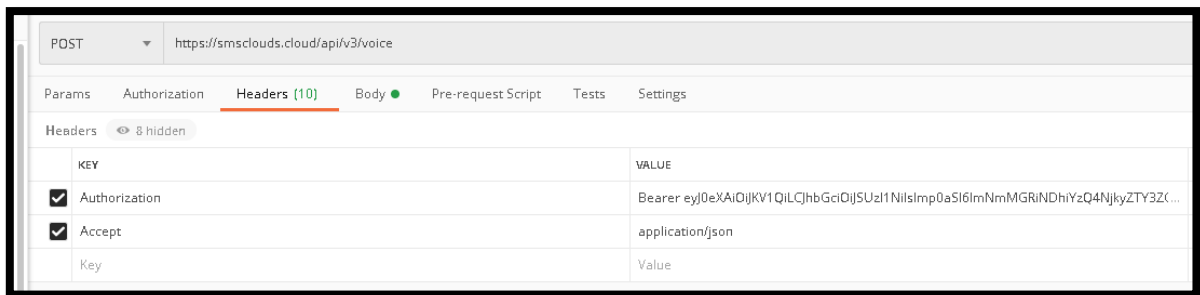
POST api/v3/voice

Parameters:

Parameter	Type	Status	Description
Type	integer	required	1 or 2
Audio	integer	required if type =1	ID of audio https://smsclouds.cloud/audios
Text	string	required if type =2	text
campaign_name	string	required	
recipients	array	required	
remittent	string	required	5571004639 4493880067
scheduledDate	date	optional	
transfer_num	string	optional	
transfer_key	integer	optional	

The examples described on this manual could be different with respect to language, versions, programming, libraries, programming logic, etc. Technical Support only validates the correct functionality of WSS / API / GET / POST. THE LOGIC OF PROGRAMMING FOR THE IMPLEMENTATION DEPENDS ENTIRELY OF END USER.

Json Example:




```

GH_yjrlJ5fnywgHG89tT0YhntWLFZXOvugwtlM2b4qh4tW1udeatcTgqoR7g1zcSPW13rC8
R4HHTTP-CeKMTvfd6Xwn3GSDbl3_XTTRqmqqaAQZO-
7MxXmt4632qZxeHG4nDu5OCMKHtzd91Qi-
Qz3T8amddp9vJliSifgW0CEs6mB1WuJmNrLFPoNI8RPZLRgEcMTepWYLLozd9KcKQF1
VAM9IUJEmTRTfdp9RbF0UMCLOW08kV9odNga9_H2tNjRUpV-HZwjRFph9B-
3pCiflQ2NquYH2VSZT5fo1GZYGfajod7tx_siY8Z5H-
7sDwhZ6IR1I1RBI7U3YfCLX5piVXM7NiqBeKIRy5S0pFAFur7TOakRFTT-
4Twjge1HNzGsYDL_nRe8ZZsB6HGJ3akW5Lc7myAUXpFBGlnPXbY16bctOO4OLGacEs
Utzl5AS_nbsMFxLCPflneeNZsBjb0R4PAPTnQxrIsvDVZfNrQe_CBwC_kzlx8KYZCQCwxC
aonT016J-cgAsllMiVe5rpxTDwjtoG-
GNuV7J_JlxKXGCxNapiBSPSUqkaptES9SXBLNtj0J730KZLSLujT5LUbDC17dtjNNQr6D
VhaDu8VRB7LaeNNhfwTRj17HaP-TJqdO_N9HmXq9kQWb8c");

request.AddHeader("Accept", "application/json");

request.AddHeader("Content-Type", "application/json");

request.AddParameter("application/json", "{ \"type\":2, \\n\\n\"campaign_name\\\":\\\"test api
audio\\\", \\n\\n\"text\\\": \\\"hola, como estas <+B+> ? esta es una llamada blaster, tenemos tu
nuevo id <+C+>\\\", \\n\\n\"recipients\\\":[ { \\\"cellphone\\\":\\\"4498752325\\\", \\\"name\\\":\\\"Jack\\\",
\\field1\\\":\\\"52452245\\\" } ], \\n\\n\"remittent\\\": \\\"5570055780\\\"\\n\\n\\n\\n\",
ParameterType.RequestBody);

IRestResponse response = client.Execute(request);

Console.WriteLine(response.Content);

```

Example response:

```

{
  "message": "Completado Correctamente",
  "voice_campaign": 481776,
  "name": "test api audio",
  "type": "text",
  "country": "Mexico",
  "scheduled_date": "2020-05-25 13:53:30",
  "recipients_count": 1,
  "status": "TO_SEND",
  "balance": 470532.043
}

```

PHP (Curl)

Example request:

```

<?php
$curl = curl_init();

curl_setopt_array($curl, array(
  CURLOPT_URL => "https://smsclouds.cloud/api/v3/voice",

```


Example response:

```
{
  "message": "Completado Correctamente",
  "voice_campaign": 481776,
  "name": "test api audio",
  "type": "text",
  "country": "Mexico",
  "scheduled_date": "2020-05-25 13:53:30",
  "recipients_count": 1,
  "status": "TO_SEND",
  "balance": 470532.043
}
```

Errors

The API uses the following error codes:

Error Code	Meaning
400	Bad Request -- Your request is not correct
401	Unauthorized -- Your API key is wrong
404	Not Found -- The specified route could not be found
422	Unprocessable Entity -- You send something wrong
500	Internal Server Error -- We had a problem with our server. Try again later.

The responses error will come with some JSON:

JSON	Meaning
{"error":{"information":"Information about the error","status_code":422}}	Unprocessable Entity -- You probably send and incorrect parameter
{"error":{"information":"Information about the error","status_code":400}}	Bad Request -- You probably forgot to add the json to your request

Blaster (RoboCall) Status

Check the status Blaster campaigns with the url <https://smsclouds.cloud/api/v3/voice/> with the headers:

- **Authorization:** Bearer <Personal AccessToken>
- **Content-Type:** application/json
- **Accept:** application/json

And the GET with the next format:

- Add only the id campaign in the final of the url to know the status.

GET Example:

```
https://smsclouds.cloud/api/v3/voice/1955452
```

HTTP Request:

```
GET api/v3/voice/
```

“Status”:

- 0 Queued.
- 1 Process.
- 2 Sent.
- 3 Fail/Cancel

The examples described on this manual could be different with respect to language, versions, programming, libraries, programming logic, etc. Technical Support only validates the correct functionality of WSS / API / GET / POST. THE LOGIC OF PROGRAMMING FOR THE IMPLEMENTATION DEPENDS ENTIRELY OF END USER.

Json Example:

The screenshot displays a REST client interface for a GET request to `https://smsclouds.cloud/api/v3/voice/481779`. The 'Headers' tab is active, showing two headers: 'Authorization' with a Bearer token and 'Accept' set to 'application/json'. The 'Body' tab is also active, showing the JSON response in a 'Pretty' format.

KEY	VALUE
<input checked="" type="checkbox"/> Authorization	Bearer eyJ0eXAiOiJKV1QiLCJhbGciOiJSUzI1NiIsImp0aSI6ImNmMGRlNDhiYzQ4NjkyZTY3ZC...
<input checked="" type="checkbox"/> Accept	application/json
Key	Value

```
1  {
2    "message": "Completado Correctamente",
3    "voice_campaign": 481779,
4    "name": "test api audio",
5    "type": "text",
6    "country": "Mexico",
7    "text": "hola, como estas <+B+> ? esta es una llamada blaster, tenemos tu nuevo id <+C+>",
8    "audio": null,
9    "scheduled_date": "2020-05-25 14:36:20",
10   "recipients_count": 1,
11   "recipients_processed": 1,
12   "remittent": "5570055780",
13   "transfer_num": null,
14   "transfer_key": null,
15   "status": "COMPLETED",
16   "voice_messages": [
17     {
18       "voice_message": 754061,
19       "cellphone": "4498987281",
20       "sent_date": "2020-05-25 14:36:55",
21       "voice_message_status": 2
22     }
23   ]
24 }
```

Errors

The API uses the following error codes:

Error Code	Meaning
400	Bad Request -- Your request is not correct
401	Unauthorized -- Your API key is wrong
404	Not Found -- The specified route could not be found
422	Unprocessable Entity -- You send something wrong
500	Internal Server Error -- We had a problem with our server. Try again later.

The responses error will come with some JSON:

JSON	Meaning
<code>{"error":{"information":"Information about the error","status_code":422}}</code>	Unprocessable Entity -- You probably send and incorrect parameter
<code>{"error":{"information":"Information about the error","status_code":400}}</code>	Bad Request -- You probably forgot to add the json to your request

Blaster (RoboCall) Cancel Campaigns

CANCEL Blaster campaigns with the url <https://smsclouds.cloud/api/v3/voice> with the headers:

- **Authorization:** Bearer <Personal AccessToken>
- **Content-Type:** application/json
- **Accept:** application/json

And the POST with the next format:

- Add only the id campaign + /cancel in the final of the url to cancel campaigns.

***** NOTE: The blaster campaigns only can be CANCEL if the camping is in status = 0 (Queued). Whatever other status 1 (Process) or 2 (Sent), DOSENT apply the cancelation.**

POST Example:

`https://smsclouds.cloud/api/v3/voice/1955452/cancel`

HTTP Request:

POST api/v3/voice/

Example response

```
{
  "message": "Completado Correctamente",
  "voice_campaign": 15,
  "name": "api test",
  "status": "CANCELLED",
  "scheduled_date": "2019-02-06 15:02:38"
}
```

Errors

The API uses the following error codes:

Error Code	Meaning
400	Bad Request -- Your request is not correct
401	Unauthorized -- Your API key is wrong
404	Not Found -- The specified route could not be found
422	Unprocessable Entity -- You send something wrong
500	Internal Server Error -- We had a problem with our server. Try again later.

The responses error will come with some JSON:

JSON	Meaning
<code>{"error":{"information":"Information about the error","status_code":422}}</code>	Unprocessable Entity -- You probably send and incorrect parameter
<code>{"error":{"information":"Information about the error","status_code":400}}</code>	Bad Request -- You probably forgot to add the json to your request

Keyword: automatic response by WSS

Automatically reply by WSS to keyword request.

Your account will execute a client API to generate dynamic auto-responses to request keyword.

Configure URL (WSS) in the account

The screenshot shows the 'Palabras Clave' management interface. At the top, there is a header with the MAS MENSAJES logo and a 'Panel de control' dropdown. Below the header, there is a 'Palabras Clave' section with an 'Ayuda' button and an 'Agregar Palabra Clave' button. A table lists the keywords:

Palabra Clave	Tipo [Perfil]	Estatus	Recurrencia	URL	Respuesta	Fecha de Creación	Caducidad	Acciones
<input type="checkbox"/> chemamms	Palabra Clave No Dedicada [MMS]	Activo	Si		Autorespuesta TEST mms	2020-05-21 11:26:25	2020-06-21 11:26:25	
<input type="checkbox"/> chema	Palabra Clave Dedicada	Activo	Si	http://preasms.net/push/test/recibidos.php		2020-05-21 11:39:09	2020-06-21 11:39:40	

Below the table, it says 'Seleccionados/as: 0' and there is a 'Eliminar Palabras Clave' button. Below this is the 'Palabras Clave Respuestas' section, which includes a date range filter (Desde: 2020-05-24 14:43, Hasta: 2020-05-25 14:43), a search bar, and a table of responses:

Respuesta	Número	Palabra Clave	Fecha de Recepción
<input checked="" type="checkbox"/> Chema test 2	4498987281	chema	2020-05-25 11:13:49

The screenshot shows the 'Palabras Clave' management interface with a modal dialog open for editing a keyword. The dialog has the following fields:

- Palabra Clave: chema
- Tipo: Palabra Clave Dedicada
- Respuesta: (empty)
- Respuesta URL: <http://preasms.net/push/test/recibidos.php>
- Push URL: Opcional

The dialog has 'Cerrar' and 'Guardar Cambios' buttons. In the background, the 'Palabras Clave' table is visible, with the 'chema' keyword selected (checked checkbox). The 'Palabras Clave Respuestas' section is also visible below the table.

Automatic response by GET method

- **response:** mykeyword this is a response text
- **cellphone:** 4499157710
- **keyword:** mykeyword
- **date:** YYYY-MM-DD HH:mm:ss

HTTP Request:

GET

Parameters to send

Parameter	Type	Status	Description
response	array	required	Between: 1 – 160 characters
cellphone	integer	required	
keyword	array	required	
date	date	required	YYYY-MM-DD HH:mm:ss

***** The response of the client-server should respond a simple "print" for your automatic text.**

For example:

“This is a simple text to keyword request”

***** NOTE:**

Client-server responses with implicit programming code are NOT allowed.

***** NOTE:**

Ask soporte.sistemas@masmensajes.com.mx to add your IP or domain to whitelist in our firewall.

***** NOTE:**

Service available only in Mexico.

HLR API

Send HLR campaigns (one by one) simply by executing the url <https://smsclouds.cloud/api/v3/hlr/> with the headers:

- **Authorization:** Bearer <Personal AccessToken>
- **Content-Type:** application/json
- **Accept:** application/json

And the GET with the next format:

- Add only the number without code-country. This service only is available to use in Mexico. Add the number always whit 10 digits.

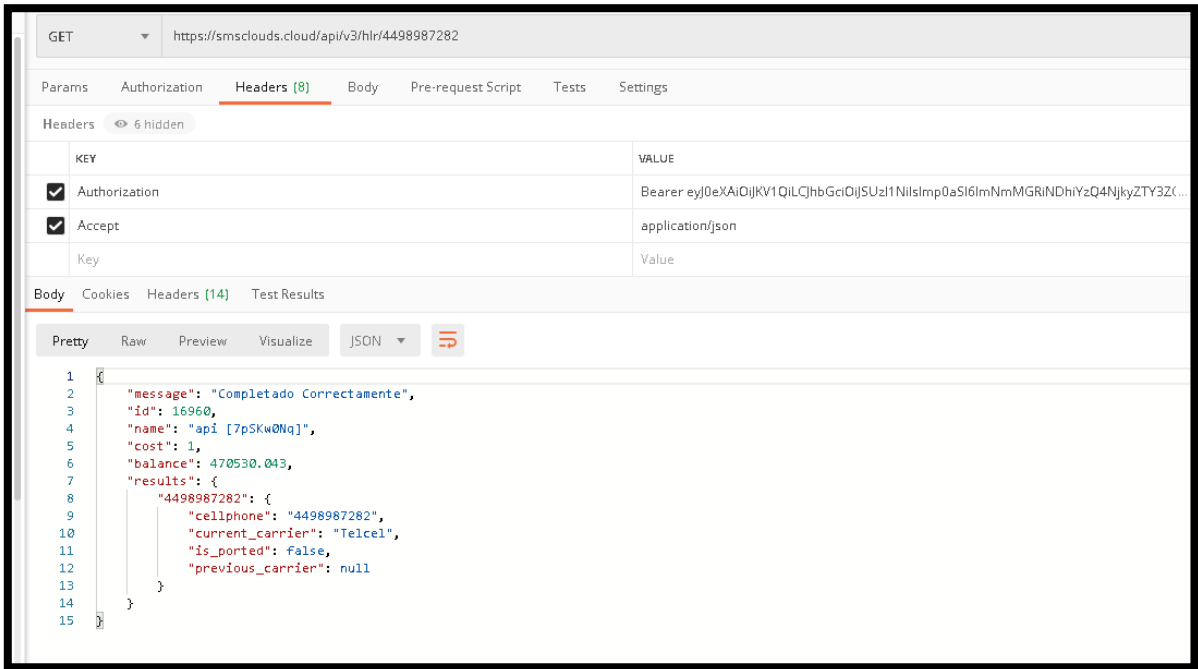
GET Example:

```
https://smsclouds.cloud/api/v3/hlr/4498987282
```

HTTP Request:

```
GET api/v3/hlr/
```

The examples described on this manual could be different with respect to language, versions, programming, libraries, programming logic, etc. Technical Support only validates the correct functionality of WSS / API / GET / POST. THE LOGIC OF PROGRAMMING FOR THE IMPLEMENTATION DEPENDS ENTIRELY OF END USER.



Errors

The API uses the following error codes:

Error Code	Meaning
400	Bad Request -- Your request is not correct
401	Unauthorized -- Your API key is wrong
404	Not Found -- The specified route could not be found
422	Unprocessable Entity -- You send something wrong
500	Internal Server Error -- We had a problem with our server. Try again later.

The responses error will come with some JSON:

JSON	Meaning
<code>{"error":{"information":"Information about the error","status_code":422}}</code>	Unprocessable Entity -- You probably send and incorrect parameter
<code>{"error":{"information":"Information about the error","status_code":400}}</code>	Bad Request -- You probably forgot to add the json to your request

SMPP Connections:

Send Messages “MT” SMPP (Short Messages Per to Per)

Send Messages campaigns (one by one), executing the IP 201.140.121.% with the credentials:

- **User_ID**
- **Password**
- **Sender_ID**
- **IP**
- **Port**

Contact:

- Contact technical support for more information.
soporte.sistemas@masmensajes.com.mx

SMPP Example:

Not Apply: Depend SMPP_Cliente Server of the customer.

SMPP Request:

SMPP_Client

Example response

Depend SMPP_client Server

97569696

0

OK

Indispensable Requirements:

SMPP 3.4 version

Codification text: gsm-iso8859 or similar.

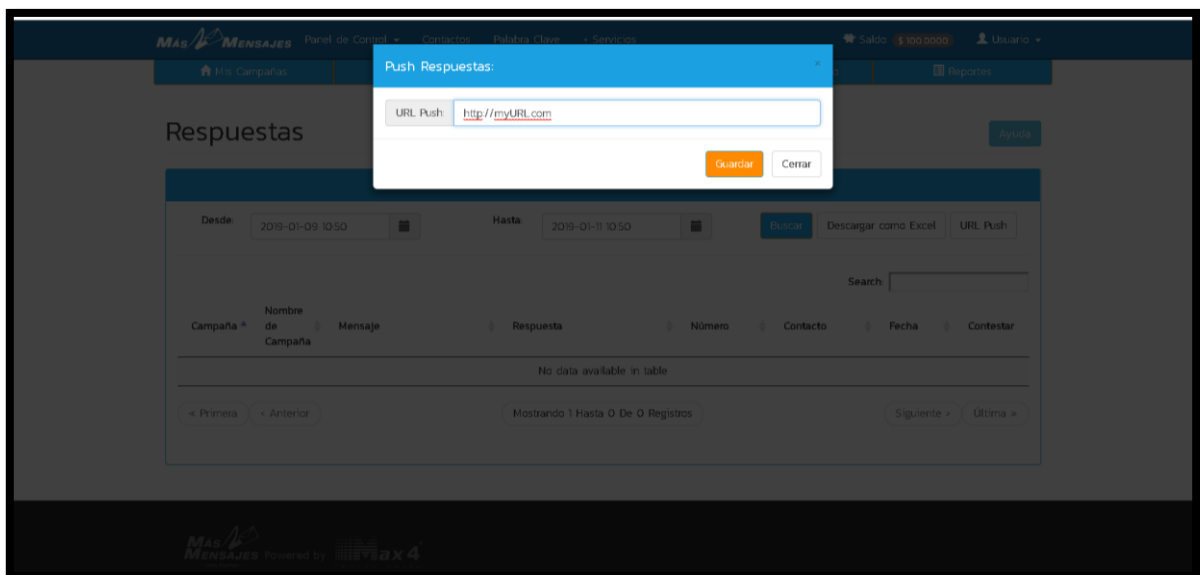
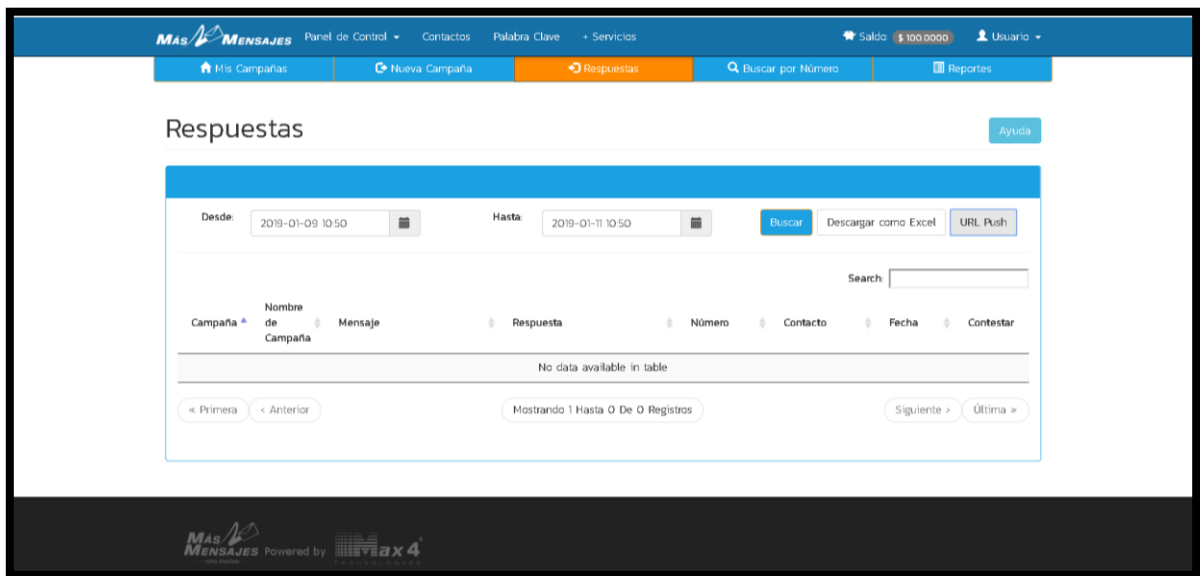
Non-negotiable requirements with this company:

Receive Responses “MO” SMPP (Short Messages Per to Per)

Automatically send responses to a client's WSS.

Your account will automatically send responses to client API. The client will receive the parameters in his API.

Configure URL (WSS) in the account



Send Responses (MO) by GET method

- **Response:** This is a response text
- **Cellphone:** 4499157710
- **Message_id:** 158562
- **Date:** YYYY-MM-DD HH:mm:ss

HTTP Request:

GET

Parameters to send

Parameter	Type	Status	Description
response	array	required	Between: 1 – 160 characters
cellphone	integer	required	
message_id	integer	required	
date	date	required	YYYY-MM-DD HH:mm:ss

*** The response of the client-server should be a simple "print" with the text:

“ok”

*** NOTE:

Ask soporte.sistemas@masmensajes.com.mx to add your IP or domain to whitelist in our firewall.

*** NOTE: Does not apply "MO" responses via SMPP connection.

SMS Service (SMS CLIC)

Send Messages “MT”

Add a new Message simply by executing the url

<https://smsclouds.cloud/api/v3/smscllic/campaign> , headers:

- **Authorization:** Bearer <Personal AccessToken>
- **Content-Type:** application/json
- **Accept:** application/json

And the json with the next format:

- **text:** Your message. You can use <+B+> <+C+> <+D+> <+E+> <+F+> to use the value of “recipients”.
- **recipients:** An array containing all the numbers and combinations.
- **cellphone:** cellphones into array.
- **name** and **field1-4:** This is not required. The combination with the arrays of your combination, the special fields are “**name**”, “**field1**”, “**field2**”, “**field3**”, “**field4**”. This special fields are designed for combine extra information. If you use combinations, be sure that the length of cellphones array, names and your fields are the same.
- **encode:** If you want to send your messages with accents and some other characters set it to true (default = false). Allows you to add special characters of a maximum of 70 characters. Check the permitted characters at [**https://smsclouds.cloud/documentation/web**](https://smsclouds.cloud/documentation/web)
- **encode_2:** allows you to add special characters of a maximum of 128 characters.
- **encode_3:** allows you to add special characters of a maximum of 192 characters.
- **long_message:** Extend “Message” Between: 1 – 306 Characters (2 messages)
- **route:** Id route available.
check first your routes available in <https://smsclouds.cloud/serviceDetails>
- **country:** The country Id you want to send your message.
check first your countries available in <https://smsclouds.cloud/serviceDetails>
- **campaign_name:** name of campaign to send.
- **scheduled_date:** You can schedule your campaign at a future date.
- **url:** Id link available.

##Message-Combination

message	combination
<+B+>	name
<+C+>	field1
<+D+>	field2
<+E+>	field3
<+F+>	field4

*** NOTE:

How to know "ID route" and "ID country"?

<https://smsclouds.cloud/serviceDetails>

Panel de Control Saldo: \$468,062.11 Usuario

Detalles De Servicio SMS Masivos (Rutas)

<input type="checkbox"/>	Nombre	País	ID country	Precio/SMS	Descripción	ID route
<input type="checkbox"/>	Premium 2 Masiva	Mexico	1	1	74342	67
<input type="checkbox"/>	Premium II	Mexico	1	0.1	Mask-COPPEL	170
<input type="checkbox"/>	Premium 1 Masiva	Mexico	1	0.3	74342	85
<input type="checkbox"/>	Premium 3 Masiva	Mexico	1	1	74342	153
<input type="checkbox"/>	Premium 9 Masiva	Mexico	1	0.23	Mask-MASMENSAJES	129
<input type="checkbox"/>	Premium 15 Masiva	Mexico	1	0.2	Mask-AQUAA	176
<input type="checkbox"/>	Premium 16 Masiva	Mexico	1	0.2	Mask-DQMinforma	179
<input type="checkbox"/>	Mixta 1 Masiva	Mexico	1	1	74342, Long Code	77

Seleccionados/as: 0

- Comprar Saldo
- Transacciones
- Historial de Movimientos
- Detalles de Servicios
- Editar mi Cuenta
- Api Settings
- Configurar Alerta De Saldo
- Manual De Usuario
- Manual De APIs
- Asistencia Remota
- Asistencia Técnica Chat
- Califica la asistencia técnica
- Cerrar Sesión

*** NOTE:

How to know "ID URL"?

<https://smsclouds.cloud/smsclie>

Mis campañas Nueva campaña URL Reportes

Links

Nueva URL

Buscar:

<input type="checkbox"/>	Título	Fecha de creación	URL original	Base URL	ID URL	Editar
<input type="checkbox"/>	facebook	2022-03-15 13:33:08	https://www.facebook.com/	https://mx4.mx	4	

Mostrando registros del 1 al 1 de un total de 1 registros

Eliminar Seleccionados

Json Example:

POST `https://smsclouds.cloud/api/v3/smsclc/campaign`

Params Authorization Headers (11) Body Pre-request Script Tests Settings

Headers 8 Hidden

KEY	VALUE	DESCRIPTION	Bulk
<input checked="" type="checkbox"/> Authorization	Bearer eyJ0eXAiOiJKV1QiLCJhbGciOiJIUzI1NiIsImV0eSI6ImVkdzI0eSNT...		
<input checked="" type="checkbox"/> Content-Type	application/json		
<input checked="" type="checkbox"/> Accept	application/json		
Key	Value	Description	

POST `https://smsclouds.cloud/api/v3/smsclc/campaign`

Params Authorization Headers (11) Body Pre-request Script Tests Settings

none form-data x-www-form-urlencoded raw binary GraphQL JSON

```
1 {
2   "text": "Para mayores informes dar clic aqui <+DYNAMICSHORTURL_IVX4+> .",
3   "recipients": [
4     {"cellphone": "4498987281"},
5     {"cellphone": "4498987285"}],
6   "route": 85,
7   "country": 1,
8   "campaign_name": "sms clic test",
9   "encode": false,
10  "long_message": false,
11  "url": "4"
12 }
```

Body Cookies Headers (14) Test Results Status: 200 OK Time: 329 ms Size: 747 B

Pretty Raw Preview Visualize JSON

```
1 {
2   "message": "Completado Correctamente",
3   "campaign": 14279910,
4   "campaign_name": "sms clic test",
5   "route": "Plus_Sc1",
6   "country": "Mexico",
7   "scheduled_date": "2022-03-30",
8   "recipients_count": 2,
9   "encode": false,
10  "long_message": false,
11  "balance": 104400.92,
12  "token_expires": "2023-03-30"
13 }
```

HTTP Request:

POST /api/smscliv3/campaign

Parameters:

Parameter	Type	Status	Description
text	string	required	Between: 1 – 160 characters
recipients	array	required	
cellphone	integer	required	50,000 records maximum or 10 minutes (timeout) per petition. Optimal: 30,000 records maximum per petition.
url	integer	required	Id url
name and field1-4	string	optional	
encode	boolean	optional	Default=false
encode_2	boolean	optional	Default=false
encode_3	boolean	optional	Default=false
long_message	boolean	optional	Default=false Extend "Message" Between: 1 – 306 Characters (2 messages)
route	integer	required	
country	integer	optional	
campaign_name	string	optional	
scheduled_date	date	optional	YYYY-MM-DD HH:mm:ss

The examples described on this manual could be different with respect to language, versions, programming, libraries, programming logic, etc. Technical Support only validates the correct functionality of WSS / API / GET / POST. THE LOGIC OF PROGRAMMING FOR THE IMPLEMENTATION DEPENDS ENTIRELY OF END USER.

Example response:

```
{  
  "message": "Completado Correctamente",  
  "campaign": 14279762,  
  "campaign_name": "sms clic test",  
  "route": "Plus_SC1",  
  "country": "Mexico",  
  "scheduled_date": "2022-03-30",  
  "recipients_count": 2,  
  "encode": false,  
  "long_message": false,  
  "balance": 104401.52,  
  "token_expires": "2023-03-30"  
}
```

Errors

The API uses the following error codes:

Error Code	Meaning
400	Bad Request -- Your request is not correct
401	Unauthorized -- Your API key is wrong
404	Not Found -- The specified route could not be found
422	Unprocessable Entity -- You send something wrong
500	Internal Server Error -- We had a problem with our server. Try again later.

The responses error will come with some JSON:

JSON	Meaning
<code>{"error":{"information":"Information about the error","status_code":422}}</code>	Unprocessable Entity -- You probably send and incorrect parameter
<code>{"error":{"information":"Information about the error","status_code":400}}</code>	Bad Request -- You probably forgot to add the json to your request

Glossary

MT: Mobile Terminated.

MO: Mobile Originated.

DLR: Delivery Receipt.

Blaster: Call Generation Service.